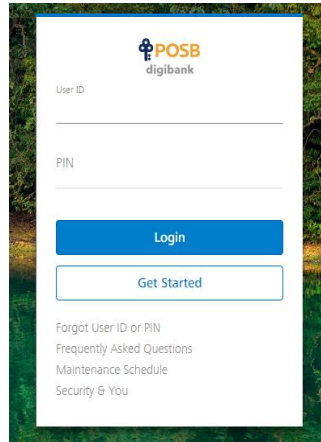
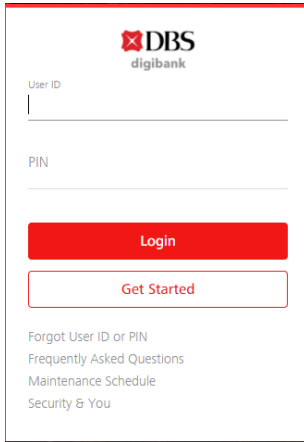
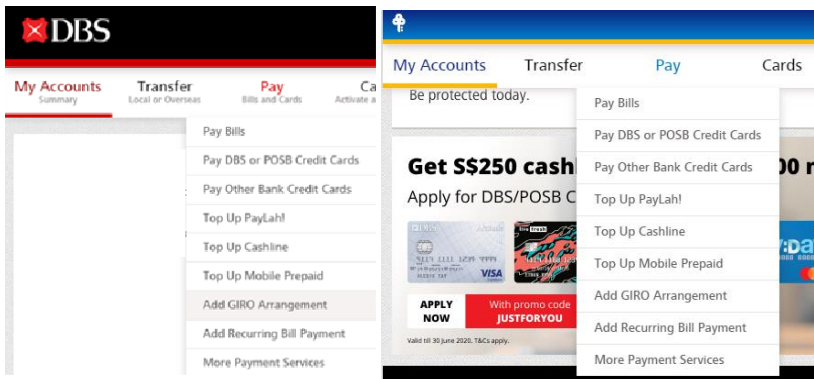


This guide is for parents who wish to apply for a GIRO arrangement using POSB or DBS personal or child development account for payment of MOE Kindergarten fees.

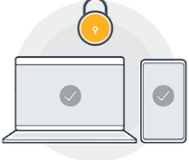
1. Log in to the relevant link on your computer or mobile device:  
<https://www.dbs.com.sg/index/default.page>  
<https://www.posb.com.sg/personal/deposits/bank-with-ease/posb-ibanking>
2. Select the Login button on either sites and enter your iBanking user ID and PIN.



3. Select the "Pay" function to Add GIRO Arrangement.



- You will be prompted to do an authentication using the digital token in the DBS/POSB digibank app on your mobile phone.



You will need to authenticate this transaction with your digital token on your mobile device. [Learn More](#)

**Authenticate Now**


Tips: To ensure you receive timely notifications each time you transact online, please ensure that you have turned on notification for DBS digibank or DBS iWealth® and have good network connectivity.

- Select “Approve” on the digital token.


Tap the notification on your mobile to approve

OR

**STEP 1**  
Launch your digibank app and tap on Digital Token

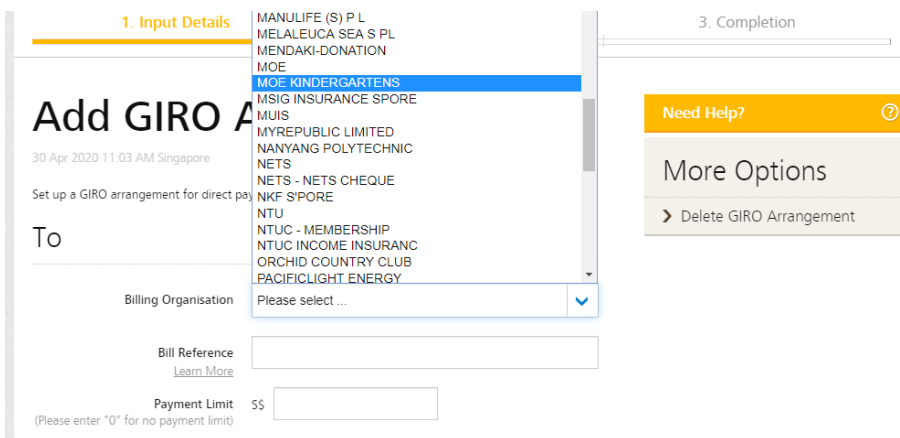


**STEP 2**  
Tap on “Approve”  
This is valid for 57 seconds...



Not working? [Enter OTP Manually](#) or [Cancel Transaction](#)

- Once Approval is completed, you will be directed to the next page to Add a GIRO arrangement.
- Please select **MOE Kindergartens** under Billing Organisation and indicate your enrolled child's birth certificate number as the Bill Reference Number.



**1. Input Details**

## Add GIRO Arrangement

30 Apr 2020 11:03 AM Singapore

Set up a GIRO arrangement for direct payment

To

Billing Organisation: **MOE KINDERGARTENS**

Bill Reference:

Payment Limit: \$S

**3. Completion**

Need Help?

More Options

> Delete GIRO Arrangement

8. If you wish to set a payment limit, we would suggest 2 month's fees to cater for the collection in February and November. Otherwise, you may indicate "0".

1. Input Details 2. Verify Details 3. Completion

## Add GIRO Arrangement

30 Apr 2020 11:03 AM Singapore

Set up a GIRO arrangement for direct payment to billing organisations on regular basis.

To

Billing Organisation

Bill Reference   
[Learn More](#)

Payment Limit  SS   
(Please enter "0" for no payment limit)

From

Need Help?

More Options

> Delete GIRO Arrangement

9. Note that if online application is done between 1<sup>st</sup> and 19<sup>th</sup> of the month, it will be effected for the GIRO collection on 20<sup>th</sup>. If online application is between 20<sup>th</sup> to 31<sup>st</sup> of the month, it will be effected for next month's GIRO collection.